



# NEW HORIZON COLLEGE OF ENGINEERING

Autonomous College Permanently Affiliated to VTU, Approved by AICTE & UGC  
Accredited by NAAC with 'A' Grade, Accredited by NBA

The Trust is a Recipient of Prestigious Rajyotsava State Award 2012 Conferred by the Government of Karnataka  
**Awarded Outstanding Technical Education Institute in Karnataka**  
Ring Road, Bellandur Post, Near Marathalli, Bangalore -560 103, INDIA

**TOP ENGINEERING COLLEGE OF INDIA** as per  
NATIONAL INSTITUTIONAL RANKING FRAMEWORK, 2019  
Ministry of Human Resource Development, Government of India



Academic Year 2019-20

**ISE - Information Science and Engineering**  
**Third and Fourth Semesters**  
**Scheme and Syllabus**

<b>S.NO</b>	<b>CONTENTS</b>	<b>PAGE NO.</b>
1.	Vision, Mission and Program Educational Objectives (PEO)	1
2.	Program Specific Outcomes(PSOs)	2
2.	Program Outcomes (PO) with Graduate Attributes	2
3.	Mapping of POs with PEOs	3
	<b>SCHEME</b>	
4.	Scheme of Third Semester B.E	4
5.	Scheme of Fourth Semester B.E	5
	<b>SYLLABUS</b>	
6.	<b>Syllabus of Third Semester BE:</b>	
	a) Applied Mathematics-III	7
	b) Economics for Engineers	9
	c) Environmental Science and Awareness	12
	d) Digital Logic Design	14
	e) Data Structures using C	17
	f) Computer Organization	19
	g) Python Programming	22
	h) Digital Logic Design Laboratory	24
	i) Data Structures using C Laboratory	26
	j) Python Programming Laboratory	29
	k) Mini Project	32
7.	<b>Syllabus of Fourth Semester BE:</b>	
	a) Discrete Mathematics and Graph Theory	34
	b) Life Skills for Engineers	36
	c) Database Management Systems	38
	d) OOP with Java	41
	e) Operating Systems	43
	f) Database Management Systems Laboratory	46
	g) OOP with Java Laboratory	48
	h) Operating Systems Laboratory	53
	i) Mini Project	55
8.	<b>Appendix A</b> Outcome Based Education	56
9.	<b>Appendix B</b> Graduate Parameters as defined by National Board of Accreditation	57
	<b>Appendix C</b>	
10.	Bloom's Taxonomy	59

## VISION

To evolve as a centre of academic excellence and advanced research in information science and engineering discipline and to endeavour the computational competence of students for their dream career achievement and enhancing the managerial and technical skills.

## MISSION

To inculcate students with profound understanding of fundamentals related to discipline, attitudes, skills and their application in solving real world problems, with an inclination towards societal issues and research.

### Program Education objectives (PEOs)

<b>PEO1</b>	To excel in their professional career with expertise in providing solutions to Information Technology problems.
<b>PEO2</b>	To pursue higher studies with profound knowledge enriched with academia and industrial skill sets.
<b>PEO3</b>	To exhibit adaptive and agile skills in the core area of Information Science & Engineering to meet the technical and managerial challenges.
<b>PEO4</b>	To demonstrate interpersonal skills, professional ethics to work in a team to make a positive impact on society.

### PEO to Mission Statement Mapping

<b>Mission Statements</b>	<b>PEO1</b>	<b>PEO2</b>	<b>PEO3</b>	<b>PEO4</b>
To prepare the students with academic and industry exposure by empowering and equipping them with necessary domain knowledge.	3	2	2	2
To prepare the students for global career in information technology with relevant technical and soft skills.	3	2	2	2
To encourage students to participate in co-curricular and extracurricular activities leading to the enhancement of their social and professional skills.	2	2	3	3

**Correlation:** 3- High, 2-Medium, 1-Low

### Program Specific Outcomes(PSO's)

**PSO1:** The ability to understand, analyze and develop computer programs in the areas related to algorithms, system software, multimedia, web design, big data analytics and networking or efficient design of computer based systems of varying complexity.

**PSO2:**The ability to apply standard practices and strategies in software project development using innovative ideas and open ended programming environment with skills in teams and professional ethics to deliver a quality product for business success.

### Program Outcomes (PO) with Graduate Attributes

	Graduate Attributes	Program Outcomes (POs)
1	Engineering Knowledge	<b>PO1:</b> The basic knowledge of Mathematics, Science and Engineering.
2	Problem analysis	<b>PO2:</b> An Ability to analyze, formulate and solve engineering problems.
3	Design and Development of Solutions	<b>PO3:</b> An Ability to design system, component or product and develop interfaces among subsystems of computing.
4	Investigation of Problem	<b>PO4:</b> An Ability to identify, formulate and analyze complex engineering problem and research literature through core subjects of Computer Science.
5	Modern Tool usage	<b>PO5:</b> An Ability to use modern engineering tools and equipments for computing practice.
6	Engineer and society	<b>PO6:</b> An Ability to assess societal, health, cultural, safety and legal issues in context of professional practice in Computer Science & Engineering.
7	Environment and sustainability	<b>PO7:</b> The broad education to understand the impact of engineering solution in a global, economic, environmental and societal context.
8	Ethics	<b>PO8:</b> An understanding of professional and ethical responsibility.
9	Individual & team work	<b>PO9:</b> An Ability to work both as individual and team player in achieving a common goal.
10	Communication	<b>PO10:</b> To communicate effectively both in written and oral formats with wide range of audiences.
11	Lifelong learning	<b>PO11:</b> Knowledge of contemporary issues, Management and Finance.
12	Project management and finance	<b>PO12:</b> An Ability to recognize the need and thereby to engage in independent and life-long learning for continued professional and career advancement.

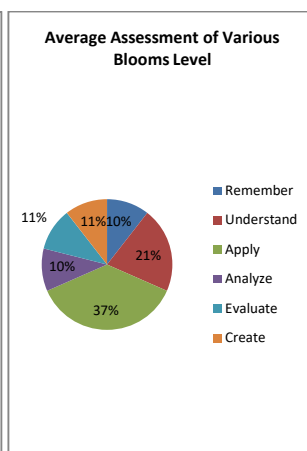
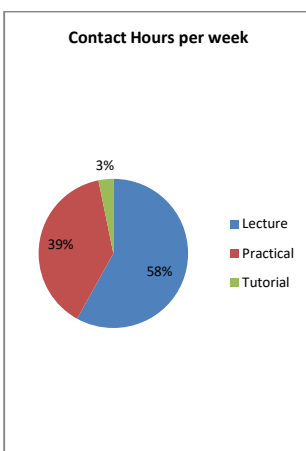
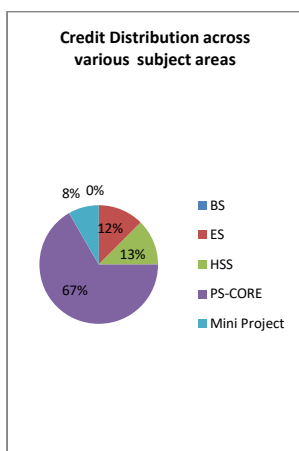
**Mapping of POs TO PEOs**

	<b>PO1</b>	<b>PO2</b>	<b>PO3</b>	<b>PO4</b>	<b>PO5</b>	<b>PO6</b>	<b>PO7</b>	<b>PO8</b>	<b>PO9</b>	<b>PO10</b>	<b>PO11</b>	<b>PO12</b>
<b>PEO1</b>	3	3	3	2	3	-	-	-	3	-	3	-
<b>PEO2</b>	3	3	3	2	3	-	-	-	3	-	3	-
<b>PEO3</b>	3	3	3	2	3	-	-	-	3	-	3	-
<b>PEO4</b>	3	3	3	2	3	-	-	-	3	-	3	-

**Correlation:** 3- High, 2-Medium, 1-Low

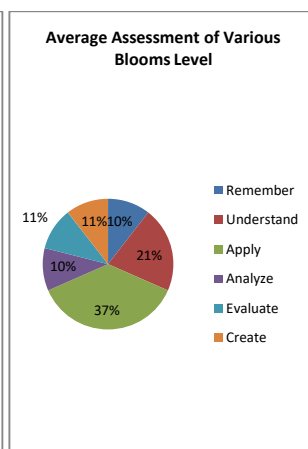
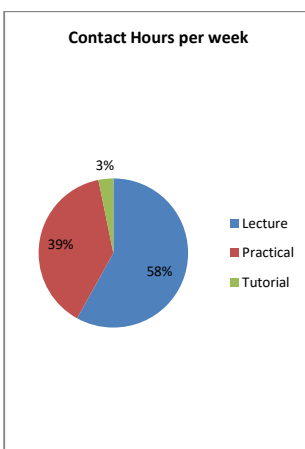
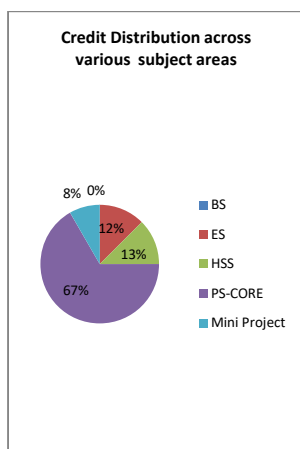
**New Horizon College of Engineering**  
**Department of Information Science and Engineering**  
**Third Semester B.E Program–Scheme AY: 2019-20**

Sl. No.	Course Code	Course Name	BOS	Credit Distribution			Overall Credits	Contact Hours	Marks		
				L	T	P			CIE	SEE	TOTAL
1.	19ISE31	Applied Mathematics-III	BS	2	1	0	3	4	50	50	100
2.	19HSS321	Economics for Engineers	HSS	3	0	0	2	2	25	25	50
3.	19HSS323	Environmental Sciences and Awareness	HSS	0	0	0	1	1	25	25	50
4.	19ISE33	Digital Logic Design	ISE	3	0	0	3	3	50	50	100
5.	19ISE34	Data Structures using C	ISE	3	0	0	3	3	50	50	100
6.	19ISE35	Computer Organization	ISE	3	0	0	3	3	50	50	100
7.	19ISE36	Python Programming	ISE	3	0	0	3	3	50	50	100
8.	19ISL37	Digital Logic Design lab	ISE	0	0	1	1	2	25	25	50
9.	19ISL38	Data Structures Using C	ISE	0	0	1.5	1.5	3	25	25	50
10.	19ISL39	Python Programming lab	ISE	0	0	1.5	1.5	3	25	25	50
11.	19ISE391	Mini Project	ISE	-	-	2	2	-	25	25	50
<b>Total</b>							<b>24</b>	<b>27</b>	<b>400</b>	<b>400</b>	<b>800</b>



**New Horizon College of Engineering**  
**Department of Information Science and Engineering**  
**Fourth Semester B.E Program-Scheme AY: 2019-20**

Sl. No.	Course Code	Course Name	BOS	Credit Distribution			Overall Credits	Contact Hours	Marks		
				L	T	P			CIE	SEE	TOTAL
1.	19ISE41	Discrete Mathematics And Graph Theory	BS	2	1	0	3	4	50	50	100
2.	19HSS422	Life Skills for Engineers	HSS	3	0	0	3	3	50	50	100
3.	19ISE43	Database Management Systems	ISE	3	0	0	3	3	50	50	100
4.	19ISE44	Oops with Java	ISE	3	0	0	3	3	50	50	100
5.	19ISE45	Operating Systems	ISE	3	0	0	3	3	50	50	100
6.	19ISL46	Database Management Systems Lab	ISE	0	0	2	2	4	25	25	50
7.	19ISL47	Oops with Java lab	ISE	0	0	1.5	1.5	3	25	25	50
8.	19ISL48	Operating Systems lab	ISE	0	0	1.5	1.5	3	25	25	50
9.	19ISE49	Mini Project	ISE	-	-	2	2	-	25	25	50
<b>Total</b>							<b>22</b>	<b>26</b>	<b>350</b>	<b>350</b>	<b>700</b>



**THIRD SEMESTER**

**(SYLLABUS)**

### APPLIED MATHEMATICS – III

Course Code : 19CSE31/19ISE31

Credits : 03

L:T:P : 2:1:0

CIE Marks : 50

Exam Hours : 03

SEE Marks : 50

**Course Outcomes: On completion of the course, students should be able to:**

<b>CO1</b>	Use appropriate numerical methods to solve algebraic equations and transcendental equations
<b>CO2</b>	Solve initial value problems using appropriate numerical methods and also Evaluate definite integrals numerically
<b>CO3</b>	Fit a suitable curve by the method of least squares and determine the lines of regression for a set of statistical data and obtain the extremal of a functional.
<b>CO4</b>	Gain ability to use probability distributions to analyze and solve real time problems
<b>CO5</b>	Apply the concept of sampling distribution to solve engineering problems
<b>CO6</b>	Use the concepts to analyze the data to make decision about the hypothesis

**Mapping of Course Outcomes to Program Outcomes:**

	PO1	PO2	PO3	PO4	PO5	PO6	PO7	PO8	PO9	PO10	PO11	PO12
<b>CO1</b>	3	3	3	2	2	-	-	-	1	1	-	2
<b>CO2</b>	3	3	3	2	2	-	-	-	1	1	-	2
<b>CO3</b>	3	3	3	2	2	-	-	-	1	1	-	2
<b>CO4</b>	3	3	3	2	2	-	-	-	1	1	-	2
<b>CO5</b>	3	3	3	2	2	-	-	-	1	1	-	2
<b>CO6</b>	3	3	3	2	2	-	-	-	1	1	-	2

#### Course Syllabus

Module No.	Contents of the Module	Hours	Cos
<b>1</b>	<b>Numerical Methods-1:</b> Numerical solution of algebraic and transcendental equations: Regula-falsi method and Newton-Raphson method-Problems. Interpolation: Newton's forward and backward formulae for equal intervals, Newton divided difference and Lagrange's formulae for unequal intervals (without proofs)-Problems.	<b>9L + 2T</b>	<b>CO1</b>
<b>2</b>	<b>Numerical Methods 2:</b> Numerical solution of ordinary differential equations of first order and of first degree: Modified Euler's method and Runge-Kutta method of fourth-order-Problems. Milne's predictor and corrector methods-Problems. Numerical integration: Simpson's 1/3 <sup>rd</sup> rule, Simpson's 3/8 <sup>th</sup> rule, Weddle's rule (without proofs)-Problems.	<b>9L + 2T</b>	<b>CO2</b>

	<b>Applications:</b> Application of numerical integration to velocity of a particle and volume of solids.		
3	<b>Statistical Methods and Calculus of Variation:</b> Fitting of the curves of the form $y = a + bx$ , $y = a + bx + cx^2$ , $y = ae^{bx}$ , $y = ax^b$ , and $y = ab^x$ by the method of least square-Problems. Correlation and Regression lines-Problems. Variation of a function and a functional, Variational problems, Euler's equation and Isoperimetric problems. <b>Applications:</b> Minimal surface of revolution and Hanging cable.	9L + 2T	CO3
4	<b>Probability distributions:</b> Random variables (discrete and continuous), probability density functions. Discrete Probability distributions: Binomial and Poisson distributions-Problems. Continuous Probability distributions: Exponential and Normal distributions-Problems. <b>Joint Probability distributions:</b> Mathematical expectation, correlation, covariance (discrete random variables only)-Problems.	9L + 2T	CO4
5	<b>Sampling Theory:</b> Sampling, Sampling distributions, test of hypothesis of large samples for means and proportions, confidence limits for means, Student's t-distribution, F-distribution and Chi-square distribution for test of goodness of fit for small samples.	9L + 2T	CO5, CO6

#### TEXT BOOKS:

1. Erwin Kreyszig, Advanced Engineering Mathematics, Wiley-India Publishers, 10<sup>th</sup> Edition, 2014, ISBN: 978-81-265-5423-2.
2. B. S. Grewal, Higher Engineering Mathematics, Khanna Publishers, 43<sup>rd</sup> Edition, 2014, ISBN: 978-81-7409-195-5.

#### REFERENCE BOOKS:

1. Glyn James, Modern Engineering Mathematics, Prentice Hall, 4<sup>th</sup> Edition, 2015, ISBN: 978-0-273-73409-3
2. B. V. Ramana, Higher Engineering Mathematics, McGraw Hill Education (India) Private Limited, 4<sup>th</sup> Edition, 2016, ISBN: 978-0-07-063419-0.
3. H. K. Dass, Advanced Engineering Mathematics, S. Chand & Company Ltd., 28<sup>th</sup> Edition, 2012, ISBN: 81-219-0345-9.
4. N.P. Bali and Manish Goyal, A Text Book of Engineering Mathematics, Laxmi Publications (P) Ltd., 9<sup>th</sup> Edition, 2014, ISBN: 978-81-318-0832-0.

**Assessment Pattern:****CIE- Continuous Internal Evaluation (50 Marks)**

<b>Bloom's Category</b>	<b>Tests (25 Marks)</b>	<b>Assignments (15 Marks )</b>	<b>Quizzes (10 Marks )</b>
Remember	5	5	-
Understand	5	5	-
Apply	5	5	10
Analyze	5	-	-
Evaluate	5	-	-
Create	-	-	-

**SEE- Semester End Examination (50Marks)**

<b>Bloom's Category</b>	<b>SEE Marks</b>
Remember	10
Understand	10
Apply	20
Analyze	5
Evaluate	5
Create	-

**ECONOMICS FOR ENGINEERS****Course Code : 19HSS321****L:T:P : 2:0:0****Exam Hours : 03****Credits : 02****CIE Marks : 25****SEE Marks : 25****Course Outcomes: On completion of the course, students should be able to:**

<b>CO1</b>	Understand the importance of economics in decision making processes in a day to day life.
<b>CO2</b>	Analyze business environment at micro and macroeconomic level and its impact on industries in country's economy.
<b>CO3</b>	Acquire knowledge about costing and estimation of projects for profit making.
<b>CO4</b>	Apply principles of budgeting and finance for entrepreneurial success.

### Mapping of Course Outcomes to Program Outcomes:

CO	PO1	PO2	PO3	PO4	PO5	PO6	PO7	PO8	PO9	PO10	PO11	PO12
CO1	2	2	1	-	1	-	2	2	2	1	2	2
CO2	2	2	1	-	1	-	2	2	2	1	2	2
CO3	2	2	1	-	1	-	2	2	2	1	2	2
CO4	2	2	1	-	1	-	2	2	2	1	2	2

Module No.	Contents of Module	Hours	Cos
1	Introduction to Economics: Role of Engineer as an Economist, Types and problem of economies, Basics of economics(GDP, National income, inflation, business cycle, fiscal and monetary policies, balance of payment).	6	CO1, CO3
2	Basic concepts of Microeconomics: concept of Demand & Elasticity of Demand. Concept of Supply & Elasticity of Supply, Meaning of Production and factors of production, Production Possibility Curve, Law of variable proportions and returns to scale. Relevance of Depreciation towards industry, Depreciation computing methods.	6	CO2,CO3
3	Concepts of cost of production: different types of cost; accounting cost, sunk cost, marginal cost and opportunity cost. Break even analysis, Make or Buy decision. Cost estimation, Elements of cost as Direct Material Costs, Direct Labor Costs, Fixed Over-Heads, Factory cost, Administrative Over-Heads.	6	CO3,CO4
4	Capital budgeting: Traditional and modern methods, Payback period method, IRR, ARR, NPV, PI. . Interest and Interest factors: Interest rate, Simple interest, Compound interest, Cash - flow diagrams, Personal loans and EMI Payment. Present worth, Future worth.	6	CO1, CO3, CO4
5	Book Keeping and Accounts: Journal, Ledger, Trial balance, asset Types, profit & loss account, balance sheet.	6	CO1, CO2, CO3, CO4

**TEXT BOOKS:**

1. Engineering Economy, Riggs J.L., TMH, 2012 edition
2. Economics for Engineers, Jain T.R., VK Publications, 2008 Edition
3. Financial Management, IMPandey, Vikas Pub. House, 2018 Edition
4. Managerial Economics, DNDwivedi, Vikas Pub. House, 2018 Edition
5. Dr. A.R Sainath, Sasikala Devi, Engineering Economics and Financial Accounting, Charulatha Publications, 2015 edition

**REFERENCE BOOKS:**

1. Thuesen H.G, Engineering Economy, PHI
2. Prasanna Chandra, Financial Management, TMH
3. Singh Seema, Economics for Engineers, IK International
4. Chopra P. N, Principle of Economics, Kalyani Publishers
5. Dewett K K, Modern Economic Theory, S.Chand

**Assessment pattern****CIE - Continuous Internal Evaluation (25 Marks, Theory)**

Bloom's Category	Test	Assignment	SSR
Marks	10	7.5	7.5
Remember	2.5		
Understand	2.5		
Apply	2.5		
Analyze	2.5	2.5	2.5
Evaluate		2.5	2.5
Create		2.5	2.5

**SEE – Semester Ending Examination (25 Marks)**

Bloom's Category	SEE Theory (25)
Remember	10
Understand	5
Apply	5
Analyze	5
Evaluate	
Create	

## ENVIRONMENTAL SCIENCE AND AWARENESS

Course Code : 19HSS 323/423  
 L : T : P : 1:0:0:0  
 Exam Hours : 02

Credits : 01  
 CIE Marks : 25  
 SEE Marks : 25

**Course Outcomes: On completion of the course, students should be able to:**

<b>CO1</b>	Understand the concepts of environment, ecosystem, biodiversity and its interdependence on human life.
<b>CO2</b>	Develop an insight on types of natural resources and the concept of sustainable development.
<b>CO3</b>	Understand the different control measures of pollution and importance of waste management.
<b>CO4</b>	Think and apply technology as a solution for environment related concerns, keeping in view the different environmental acts and amendments.

**Mapping of Course Outcomes to Program Outcomes:**

CO	PO1	PO2	PO3	PO4	PO5	PO6	PO7	PO8	PO9	PO10	PO11	PO12
<b>CO1</b>	2	3	3	3	3	3	3	3	3	1	2	3
<b>CO2</b>	2	3	3	3	3	3	3	3	3	1	2	3
<b>CO3</b>	2	3	3	3	3	3	3	3	3	1	2	3
<b>CO4</b>	2	3	3	3	3	3	3	3	3	1	2	3

Module No.	Content of Module	Hrs	COs
1	<b>Introduction to Environment, Ecosystem and biodiversity:</b> Environment - Components of Environment, Scope and importance of Environmental studies, Ecosystem: Types & Structure of Ecosystem, Energy flow in the ecosystem, Food chains – food webs & ecological pyramids. Biodiversity – Definition, Hot-spots of biodiversity, Threats to biodiversity, Conservation of biodiversity.	05	CO1
2	<b>Natural Resources:</b> Renewable and non-renewable resources – Natural resources and associated problems. Role of an individual in conservation of natural resources. Water conservation, rain water harvesting. Balanced use of resources for sustainable lifestyle – strategies.	04	CO2
3	<b>Environmental Pollution:</b> Definition, Causes, effects and control measures of Air Pollution, Water Pollution, Soil Pollution, Marine Pollution, Noise pollution, Thermal Pollution and Nuclear hazards. Role of an individual in prevention of pollution - Waste management – urban and industrial wastes.	04	CO3

4	<b>Social Issues and Environment:</b> Environmental ethics – issues and possible solutions. Environment protection act – Air (prevention and Control of pollution) act & Water (prevention and Control of pollution) act. Role of government: Swatch Bharat Abhiyan, National Mission for Clean Ganga (NMCG), River rejuvenation, Role of Non-governmental Organizations (NGOs), Global warming and climate change.	04	CO3 CO4
5	<b>Human Population and Environment:</b> Population growth & explosion, Family welfare programme. Environment and human health, Human rights, Value education. Role of Technology in protecting environment and human health.	05	CO4

#### Text Books:

1. “Environmental Studies: Basic Concepts” by Ahluwalia, V. K. . The Energy and Resources Institute (TERI) Publication, 2<sup>nd</sup> edition, 2016. ISBN: 817993571X, 9788179935712.
2. “Textbook of Environmental Studies for Undergraduate Courses of all branches of Higher Education” by Bharucha, Erach for UGC, New Delhi, 2004. ISBN: 8173715408, 9788173715402.

#### Reference Books:

1. Handbook of Environmental Engineering by Rao Surampalli, Tian C. Zhang, Satinder Kaur Brar, Krishnamoorthy Hegde, Rama Pulicharla, Mausam Verma; McGraw Hill Professional, 2018. ISBN: 125986023X, 9781259860232
2. Environmental Science and Engineering by P. Venugopala, Prentice Hall of India Pvt. Ltd, New Delhi, 2012 Edition. ISBN: 978-81-203-2893-8.
3. Environmental Science- WorkiFng with the earth by G Taylor Miller Jr, Brooks Cole Thompson Publications, 10 thEdition. ISBN: 10: 0534424082.
4. Elements of Environmental Science and Engineering by P. Meenakshi, Prentice Hall of India Pvt. Ltd, 2005 Edition. ISBN: 8120327748, 9788120327740.

#### CIE- Continuous Internal Evaluation (25 Marks)

Bloom’s Category	Tests	Assignments	Quiz
<b>Marks (out of 50)</b>	<b>15</b>	<b>05</b>	<b>05</b>
Remember	5	2	2
Understand	5	2	2
Apply	5	1	1
Analyze	0	0	0
Evaluate	0	0	0
Create	0	0	0

## SEE – Semester End Examination (25 Marks)

Bloom's Category	Tests
Remember	10
Understand	10
Apply	5
Analyze	0
Evaluate	0
Create	0

### DIGITAL LOGIC DESIGN

Course Code : 19ISE33

Credits : 03

L:T:P : 3:0:0

CIE Marks : 50

Exam Hours : 3

SEE marks : 50

**Course Outcomes: On completion of the course, students should be able to:**

CO1	Understand the operation and working of various Universal Logic Gates
CO2	Apply Boolean function using Karnaugh maps and Quine Mc-Clusky method and implement functions with combinatorial circuits.
CO3	Analyze and design modular combinatorial logic circuits
CO4	Understand Bi- stable elements like flip-flops and apply its functionality to analyze and design sequential circuits
CO5	Analyze and design sequential circuits.
CO6	Implement logical circuits using HDL.

#### Mapping of Course Outcomes to Program Outcomes

CO/ PO	PO1	PO2	PO3	PO4	PO5	PO6	PO7	PO8	PO9	PO10	PO11	PO12
CO1	3	3	3	2	1	1	1	1	1	1	1	2
CO2	3	3	3	2	1	1	1	1	1	1	1	2
CO3	3	3	3	2	1	1	1	1	1	1	1	2
CO4	3	3	3	2	1	1	1	1	1	1	1	2
CO5	3	3	3	2	1	1	1	1	1	1	1	2
CO6	3	3	3	2	1	1	1	1	1	1	1	2

Module No	Module Contents	Hours	COs
1	<b>Digital Logic and Combinational Logic Circuits:</b> Overview of Basic Gates and Universal Logic Gates, AND-OR-Invert Gates, Positive and Negative Logic, Introduction to HDL Combinational Logic Circuits: Boolean Laws and Theorems, Sum-of-products Method, Truth Table to Karnaugh Map, Pairs, Quads, and Octets, Karnaugh Simplifications, Don't Care Conditions, Product-of-sums Method, Product-of-sums Simplification, Simplification by Quine-McClusky Method.	9	CO1, CO6
2	<b>Data-Processing Circuits:</b> Multiplexers, Demultiplexers, 1-of-16 Decoder, BCD-to-Decimal Decoders, Seven-segment Decoders, Encoders, EX-OR gates, Parity Generators and Checkers, Magnitude comparators (1 and 2 bit), Design of multiple output circuits using PLDs.HDL Implementation of Data Processing Circuits	9	CO2, CO6
3	<b>Arithmetic Circuits:</b> Binary Addition, Binary Subtraction,Unsigned Binary Numbers, Sign-Magnitude Numbers, 2's Complement Representation, 2's Complement Arithmetic, Arithmetic Building Blocks,The Adder-Subtractor, Arithmetic Logic Unit, Binary Multiplication and Division, Arithmetic Circuits using HDL	9	CO3, CO6
4	<b>Sequential Circuit Elements:</b> Latches, types of Flip-flops, Flip-flop excitation tables, Registers, type of Shift Registers, Universal shift Registers, Applications of Shift Registers –Ring Counter, Johnson Counter, Sequence generator, Verilog implementation of Flip-flops and Registers.	9	CO4, CO6
5	<b>Analysis of Sequential Circuits:</b> Counters-Asynchronous and Synchronous Counters, Counter Design as Synthesis Problem, Design of Synchronous Sequential Circuits: Moore Model, Mealy Model, State Reduction Techniques, Verilog implementation of counters.	9	CO5, CO6

#### TEXT BOOKS:

1. Digital Principles and Applications, Donald P Leach and Albert Paul Malvino, 8th Edition, 2014, Tata McGraw Hill.
2. Digital Logic Applications and Design John M Yarbrough Cengage Learning 2011
3. Digital Principles and Design Donald D Givone McGraw Hill Education 1 st Edition, 2002
4. Logic and computer design Fundamentals M. Morries Mano and Charles Kime Pearson Learning 4 th Edition, 2014

**REFERENCE BOOKS:**

1. Digital Principles and design, Donald D. Givone, 2003, Tata McGraw Hill.
2. Digital Design: with an Introduction to Verilog HDL, M Morris Mano and Michael D. Ciletti, 5th Edition, 2013, Pearson Education.
3. Integrated Electronics – Analog and Digital Circuits and Systems, Jacob Millman, Christos Halkias and Chetan D Parikh, 2nd Edition, 2011, Tata McGraw Hill.

**CIE- Continuous Internal Evaluation: Theory (50 Marks)**

<b>Bloom's Category (Marks out of 50)</b>	<b>Tests (25 Marks)</b>	<b>Assignments (15 Marks)</b>	<b>Quizzes (10 Marks)</b>
Remember	-	-	-
Understand	10	-	5
Apply	10	10	5
Analyze	5	5	-
Evaluate	-	-	-
Create	-	-	-

**SEE- Semester End Examination: Theory (50Marks)**

<b>Bloom's Category Marks (out of 50)</b>	<b>Marks</b>
Remember	-
Understand	20
Apply	20
Analyze	10
Evaluate	-
Create	-

## DATA STRUCTURES USING C

**Course Code : 19ISE34**

**Credits : 03**

**L:T:P : 3:0:0**

**CIE Marks : 50**

**Exam Hours : 3**

**SEE Marks : 50**

**Course Outcomes: On completion of the course, students should be able to:**

<b>CO1</b>	Understand the fundamentals of data structures and their applications essential for programming/problem solving.
<b>CO2</b>	Analyze the operational aspects of linear data structures: stacks, queues in problem solving.
<b>CO3</b>	Select appropriate data structures for a specified application.
<b>CO4</b>	Understand and implement linked list data structures in Problem solving.
<b>CO5</b>	Analyze the operational aspects of non-linear data structures: Trees, Graphs in problem solving.
<b>CO6</b>	Analyze various searching and sorting algorithms.

**Mapping of Course Outcomes to Program Outcomes:**

<b>CO/PO</b>	<b>PO1</b>	<b>PO2</b>	<b>PO3</b>	<b>PO4</b>	<b>PO5</b>	<b>PO6</b>	<b>PO7</b>	<b>PO8</b>	<b>PO9</b>	<b>PO10</b>	<b>PO11</b>	<b>PO12</b>
<b>CO1</b>	3	3	3	2	1	1	1	-	-	1	-	2
<b>CO2</b>	3	3	3	2	1	1	1	-	-	1	-	2
<b>CO3</b>	3	3	3	2	1	1	1	-	-	1	-	2
<b>CO4</b>	3	3	3	2	1	1	1	-	-	1	-	2
<b>CO5</b>	3	3	3	2	1	1	1	-	-	1	-	2
<b>CO6</b>	3	3	3	2	1	1	1	-	-	1	-	2

Module No.	Module Contents	Hours	COs
1	<b>Basic Concepts:</b> Data Structures, Classifications (Primitive & Non Primitive), Data structure Operations, Review of Arrays, Structures, Self-Referential Structures, and Unions. Pointers and Dynamic Memory Allocation Functions. Representation of Linear Arrays in Memory, Arrays and String operations, Dynamic Arrays, Sparse Matrix.	9	CO1
2	<b>STACKS AND QUEUES:</b> Stacks, Applications of stacks: Recursion, Evaluation of Expressions, Factorial, Tower of Hanoi. Multiple Stacks. Queues: Definition, Queue representation, Primitive operations on queue, array representation of queues, Circular queue, Priority queue, Double ended queue, Applications of queues.	9	CO2, CO3
3	<b>Linked Lists:</b> Dynamic memory allocation revisited – malloc, calloc, realloc, free, Introduction to linked list, Representation of linked list in memory, primitive operations on linked list, searching a linked list, circular linked list, doubly linked list, header linked list, Linked representation of stack, Linked representation of queue.	9	CO3, CO4
4	<b>TREES:</b> Introduction, Binary Trees, Binary Tree Traversals, Threaded Binary Trees, Heaps. Binary Search Trees, Selection Trees, Forests, Representation of Disjoint Sets, Counting Binary Trees, <b>Graphs:</b> Definitions, Terminologies, Matrix and Adjacency List Representation Of Graphs, Elementary Graph operations, Traversal methods: Breadth First Search and Depth First Search.	9	CO5
5	<b>Searching</b> - Linear Search, Binary Search, Hashing-Introduction, hash tables, hash functions, Overflow Handling, Comparison of Searching methods. <b>Sorting</b> -Insertion Sort, Selection Sort, Quick sort, Merge sort, Comparison of Sorting methods.	9	CO6

#### TEXT BOOKS:

1. Ellis Horowitz and Sartaj Sahni, Fundamentals of Data Structures in C, 2nd Ed, Universities Press, 2014.
2. Seymour Lipschutz, Data Structures Schaum's Outlines, Revised 1st Ed, McGraw Hill, 2014.

#### REFERENCE BOOKS:

1. Gilberg & Forouzan, Data Structures: A Pseudo-code approach with C, 2nd Ed, Cengage Learning, 2014.
2. Reema Thareja, Data Structures using C, 3rd Ed, Oxford press, 2012.
3. Jean-Paul Tremblay & Paul G. Sorenson, An Introduction to Data Structures with Applications, 2nd Ed, McGraw Hill, 2013
4. A M Tenenbaum, Data Structures using C, PHI, 1989

### CIE - Continuous Internal Evaluation (50 Marks)

Bloom's Category	Tests (25 Marks)	Assignments (10 Marks)	Quizzes (5 Marks)	Curricular/Co- Curricular (10 Marks)
Remember	5	-	-	-
Understand	5	-	2.5	-
Apply	10	5	2.5	-
Analyze	5	-	-	-
Evaluate	-	5	-	-
Create	-	-	-	10

### SEE – Semester End Examination (50 Marks)

Bloom's Taxonomy	Marks
Remember	10
Understand	10
Apply	20
Analyze	10
Evaluate	-
Create	-

## COMPUTER ORGANIZATION

Course Code : 19ISE35

Credits : 03

L: T: P : 3:0:0

CIE Marks : 50

Exam Hours : 3

SEE Marks : 50

**Course Outcomes:** On completion of the course, students should be able to:

CO1	Understand how the various functional units of a computer operate, interact, and communicate
CO2	Evaluate various performance parameters.
CO3	Analyze memory hierarchy and its impact on performance
CO4	Understand the representation of data at the machine level and how computations are performed at the machine level.
CO5	Understand the internal structure of a processor and the sequential generation of control signals.
CO6	Understand the mechanism of input /output operations

### Mapping of Course Outcomes to Program Outcomes:

CO/ PO	PO1	PO2	PO3	PO4	PO5	PO6	PO7	PO8	PO9	PO10	PO11	PO12
CO1	3	2	3	2	2	1	1	1	-	-	2	2
CO2	3	2	3	2	2	1	1	1	-	-	2	2
CO3	3	2	3	2	2	1	1	1	-	-	2	2
CO4	3	2	3	2	2	1	1	1	-	-	2	2
CO5	3	2	3	2	2	1	1	1	-	-	2	2
CO6	3	2	3	2	2	1	1	1	-	-	2	2

Module No.	Module Contents	Hours	COs
1	<b>Introduction:</b> Functional Units, Basic Operational Concepts, Numbers, Arithmetic operations and characters, Memory locations and addresses, Memory Operations, Instructions and Instruction Sequencing, Addressing modes, Stacks, Subroutines.	9	CO1,CO2
2	<b>Input/output organization:</b> Accessing I/O devices, Interrupts, Bus structure, bus operation, Arbitration	9	CO6
3	<b>Computer Arithmetic:</b> Addition subtraction of signed numbers, Design of fast adders, Multiplication of unsigned and signed numbers, Fast multiplication, Integer Division, Floating point numbers and operations	9	CO4
4	<b>Computer Memory System:</b> Characteristics of Memory System, The Memory hierarchy, Elements of cache design: Cache addresses ,Cache size, Mapping function, replacement algorithms, Performance considerations, Semiconductor main memory: Organization, DRAM and SRAM, types of ROM	9	CO2,CO3
5	<b>Basic Processing Unit:</b> Fundamental concepts, Instruction execution, Hardware components, Instruction fetch and execution steps, control signals, hardwired control, CISC style processors	9	CO5

#### TEXT BOOKS:

1. Computer Organization and Embedded systems , Carl Hamacher, ZvonksVranesic, SafeaZaky, McGraw Hill, Sixth Edition, 2012.
2. Computer Organization and Architecture, William Stallings, Pearson/PHI, Eighth edition, 2013

**REFERENCE BOOKS:**

1. Computer Architecture a quantitative approach, John L. Hennessy and David A. Patterson, Elsevier, Fifth Edition, 2012.
2. Structured Computer Organization, Andrew S. Tanenbaum, PHI/Pearson, Sixth Edition 2013.
3. Computer Architecture: Fundamentals and principles of Computer Design, Joseph D. Dumas II, BS Publication, 2013.

**CIE- Continuous Internal Evaluation (50 Marks)**

<b>Bloom's Category</b>	<b>Tests (25 Marks)</b>	<b>Assignments (15 Marks)</b>	<b>Quizzes (10 Marks)</b>
Remember	10	5	5
Understand	5	5	5
Apply	5	5	-
Analyze	5	-	-
Evaluate	-	-	-
Create	-	-	-

**SEE- Semester End Examination (50 Marks)**

<b>Bloom's Category</b>	<b>Tests</b>
Remember	20
Understand	10
Apply	10
Analyze	10
Evaluate	-
Create	-

## PYTHON PROGRAMMING

Course Code : 19ISE36

Credits : 03

L:T:P : 3:0:0

CIE Marks : 50

Exam Hours : 3

SEE Marks : 50

**Course Outcomes: On completion of the course, students should be able to:**

<b>CO1</b>	Understand the benefits of python programming over other languages
<b>CO2</b>	Develop high order functions, file handling modules in Python
<b>CO3</b>	Implement new data structures in python to handle real world data.
<b>CO4</b>	Model real world entities as classes and objects using object-oriented programming concepts in Python
<b>CO5</b>	Apply exception handling and gain efficient testing, debugging skills in python.
<b>CO6</b>	Develop file-processing applications based on python programming libraries.

**Mapping of Course Outcomes to Program Outcomes:**

CO/PO	PO1	PO2	PO3	PO4	PO5	PO6	PO7	PO8	PO9	PO10	PO11	PO12
CO1	3	3	3	2	2	-	2	-	-	2	-	1
CO2	3	3	3	2	2	-	2	-	-	2	-	1
CO3	3	3	3	2	2	-	2	-	-	2	-	1
CO4	3	3	3	2	2	-	2	-	-	2	-	1
CO5	3	3	3	2	2	-	2	-	-	2	-	1
CO6	3	3	3	2	2	-	2	-	-	2	-	1

Module No.	Module Contents	Hours	COs
1	<b>Introduction to Python:</b> The basic elements of Python, The first Program, Objects, Expression, Numerical Types, Variables, Keywords and Assignments, multiple Assignments, Operators and Operands, Order of operations, Decision making, Loop control structures, Input data handling	9	CO1
2	<b>Functions and Scoping :</b> Functions and Scoping, Function calls, Type conversion, Type coercion, Math functions, Functions as Objects ,Composition ,Variables and parameters are local, global, Recursion, Modules, Files Handling, Directories	9	CO2
3	<b>Sequence Data Types:</b> Tuples, Set, Lists, List Comprehension, Strings, Dictionaries.	9	CO3
4	<b>Classes and Objects:</b> Encapsulation, Classes and objects, Encapsulation, Inheritance, Polymorphism.	9	CO4, CO5

5	<p><b>Exceptions and assertions:</b> Handling exceptions, Exceptions as a control flow mechanism, Assertions.</p> <p><b>Applications:</b> Web Scrapping, Working with Excel Spreadsheets, Working with PDF &amp; Word documents, Working with CSV and JSON data</p>	9	CO6
---	---------------------------------------------------------------------------------------------------------------------------------------------------------------------------------------------------------------------------------------------------------------------	---	-----

**TEXT BOOKS:**

1. John V Guttag, "Introduction to Computation and Programming Using Python", 2015, PrenticeHall of India
2. Mark Lutz, "Learning Python", 2015, 5th Edition, O'Reilly publication, 2016
3. Charles R. Severance, "Python for Everybody", Creativecommons 2016.

**REFERENCE BOOKS:**

1. Wesley J. Chun, "Core Python Programming", 2<sup>nd</sup> Edition, Prentice Hall, 2013
2. Allen Downey, Jeffrey Elkner and Chris Meyers, "How to think like a Computer Scientist, Learning with Python", Green Tea Press, 2014
3. "The Python Tutorial", <http://docs.python.org/release/3.0.1/tutorial/>
4. Automate the Boring Stuff with Python, <https://automatetheboringstuff.com/>

**CIE- Continuous Internal Evaluation (50 Marks)**

Bloom's Taxonomy	Tests (25 marks)	Assignments (15 Marks)	Quizzes (10 Marks)
Remember	5	-	-
Understand	10	-	5
Apply	10	10	5
Analyze	-	-	-
Evaluate	-	-	-
Create	-	5	-

**SEE- Semester End Examination (50 Marks)**

Bloom's Taxonomy	Tests
Remember	10
Understand	20
Apply	20
Analyze	-
Evaluate	-
Create	-

## DIGITAL LOGIC DESIGN - LABORATORY

Course Code : 19ISL37

L:T:P : 0:0:1

Exam Hours : 3

Credits : 1

CIE Marks : 25

SEE Marks : 25

**Course Outcomes: On completion of the course, students should be able to:**

<b>CO1</b>	Analyze and design modular combinatorial logic circuits.
<b>CO2</b>	Realize the Flip flops and verify the truth table.
<b>CO3</b>	Design of sequential circuits.
<b>CO4</b>	Implement the logical circuits using HDL.

### Mapping of Course Outcomes to Program Outcomes

CO/ PO	PO1	PO2	PO3	PO4	PO5	PO6	PO7	PO8	PO9	PO10	PO11	PO12
<b>CO1</b>	3	3	3	2	3	1	1	1	1	1	1	2
<b>CO2</b>	3	3	3	2	3	1	1	1	1	1	1	2
<b>CO3</b>	3	3	3	2	3	1	1	1	1	1	1	2
<b>CO4</b>	3	3	3	2	3	1	1	1	1	1	1	2

Experiment No.	Experiment
<b>PART-A</b>	
1	Given a 4-variable logic expression, simplify it using Entered Variable Map and realize the simplified logic expression using 8:1 multiplexer IC.
2	Perform n bit addition / subtraction using 4 bit full adder IC.
3	Realize JK, D and T Flip-Flops and verify its truth table
4	Design and implement Ring counter and Johnson counter using 4-bit shift register and demonstrate its working.
5	Design and implement a mod-n ( $n < 8$ ) synchronous up or down counter using J-K Flip-Flop ICs and demonstrate its working.
<b>PART-B</b>	
6	Simulate and verify the working of 8:1 multiplexer using Verilog code.
7	Simulate and verify the working of n bit adder/subtractor using Verilog code.
8	Simulate and verify the working of the JK,D and T Flip flop using Verilog code.
9	Simulate and verify the working of Ring and Johnson Counter using Verilog code.
10	Simulate and verify mod 8 synchronous up or down counter using Verilog code.



## DATA STRUCTURES USING C - LABORATORY

**Course Code : 19ISL38**

**Credits : 1.5**

**L:T:P : 0:0:1.5**

**CIE Marks : 25**

**Exam Hours : 3**

**SEE Marks : 25**

**Course Outcomes: On completion of the course, students should be able to:**

<b>CO1</b>	Analyze the operational aspects of linear data structures: stacks, queues in problem solving.
<b>CO2</b>	Implement the concept of linked list data structure in problem solving.
<b>CO3</b>	Analyze the operational aspects of non-linear data structures: Trees, Graphs in problem solving.
<b>CO4</b>	Apply various searching and sorting algorithms.

**Mapping of Course Outcomes to Program Outcomes:**

CO/PO	PO1	PO2	PO3	PO4	PO5	PO6	PO7	PO8	PO9	PO10	PO11	PO12
<b>CO1</b>	3	3	3	2	3	1	-	1	-	-	-	2
<b>CO2</b>	3	3	3	2	3	1	-	1	-	-	-	2
<b>CO3</b>	3	3	3	2	3	1	-	1	-	-	-	2
<b>CO4</b>	3	3	3	2	3	1	-	1	-	-	-	2

Experiment No.	Experiment PART-A
1	Design, Develop and Implement a menu driven Program in C for the following array operations. a. Creating an array of N Integer Elements b. Display of array Elements with Suitable Headings c. Inserting an Element (ELEM) at a given valid Position (POS) d. Deleting an Element at a given valid Position (POS) e. Exit. Support the program with functions for each of the above operations.
2	Design, Develop and Implement a Program in C for the following operations on Strings. a. Read a main String (STR), a Pattern String (PAT) and a Replace String (REP) b. Perform Pattern Matching Operation: Find and Replace all occurrences of PAT in STR with REP if PAT exists in STR. Report suitable messages in case PAT does not exist in STR. Support the program with functions for each of the above operations. Don't use Built-in functions.

3	<p>Design, Develop and Implement a Program in C to create a structure to store the name, account number and balance of customers (more than 10) and store their information.</p> <p>1 - Write a function to print the names of all the customers having balance less than \$200.</p> <p>2 - Write a function to add \$100 in the balance of all the customers having more than \$1000 in their balance and then print the incremented value of their balance.</p> <p>Design, Develop and Implement a menu driven Program in C for the following operations on STACK of Integers (Array Implementation of Stack with maximum size MAX)</p> <p>a. Push an Element on to Stack  b. Pop an Element from Stack  c. Demonstrate how Stack can be used to check Palindrome  d. Demonstrate Overflow and Underflow situations on Stack  e. Display the status of Stack  f. Exit</p> <p>Support the program with appropriate functions for each of the above operations</p>
4	<p>Design, Develop and Implement a Program in C for converting an Infix Expression to Postfix Expression. Program should support for both parenthesized and free parenthesized expressions with the operators: +, -, *, /, % (Remainder), ^ (Power) and alphanumeric operands.</p>
5	<p>Design, Develop and Implement a Program in C for the following Stack Applications</p> <p>a. Evaluation of Postfix expression with single digit operands and operators: +, -, *, /, %, ^.</p> <p>b. Solving Tower of Hanoi problem with n disks.</p>
	<p><b>PART-B</b></p>
7	<p>Design, Develop and Implement a menu driven Program in C for the following operations on Circular QUEUE of Characters (Array Implementation of Queue with maximum size MAX)</p> <p>a. Insert an Element on to Circular QUEUE  b. Delete an Element from Circular QUEUE  c. Demonstrate Overflow and Underflow situations on Circular QUEUE  d. Display the status of Circular QUEUE  e. Exit</p> <p>Support the program with appropriate functions for each of the above operations</p>
8	<p>Design, Develop and Implement a menu driven Program in C for the following operations on Singly Linked List (SLL) of Student Data with the fields: USN, Name, Branch, Sem, PhNo</p> <p>a. Create a SLL of N Students Data by using front insertion.  b. Display the status of SLL and count the number of nodes in it  c. Perform Insertion / Deletion at End of SLL</p>

	d. Perform Insertion / Deletion at Front of SLL(Demonstration of stack) e. Exit
9	Design, Develop and Implement a menu driven Program in C for the following operations on Doubly Linked List (DLL) of Employee Data with the fields: SSN, Name, Dept, Designation, Sal, PhNo a. Create a DLL of N Employees Data by using end insertion. b. Display the status of DLL and count the number of nodes in it c. Perform Insertion and Deletion at End of DLL d. Perform Insertion and Deletion at Front of DLL e. Demonstrate how this DLL can be used as Double Ended Queue. f. Exit
10	Using circular representation for a polynomial, design, develop, and execute a program in C to accept two polynomials, add them, and then print the resulting polynomial.
11	Design, Develop and Implement a menu driven Program in C for the following operations on Binary Search Tree (BST) of Integers. a. Create a BST of N Integers: 6, 9, 5, 2, 8, 15, 24, 14, 7, 8, 5, 2 b. Traverse the BST in Inorder, Preorder and Post Order c. Search the BST for a given element (KEY) and report the appropriate message d. Exit
12	Construct a dictionary of key-value pairs using Tree and search for a value matching a key.

**For SEE Examination:**

- One experiment from part A & One experiment from part B to be given
- Examination will be conducted for 50 marks and scaled down to 25 marks
- Marks Distribution : Procedure write-up – 20%  
Conduction – 60%  
Viva – Voce – 20%
- Change of the experiment is allowed only once and procedure write-up marks will be considered as '0'

**CIE - Continuous Internal Evaluation (25 Marks)**

Bloom's Category	Tests(25 Marks)
Remember	-
Understand	5
Apply	15
Analyze	5
Evaluate	-
Create	-

## SEE – Semester End Examination (25 Marks)

Bloom's Taxonomy	Tests
Remember	-
Understand	5
Apply	15
Analyze	5
Evaluate	-
Create	-

### PYTHON PROGRAMMING LABORATORY

Course Code : 19ISL39

Credits : 1.5

L:T:P : 0:0:1.5

CIE Marks : 25

Exam Hours : 3

SEE Marks : 25

**Course Outcomes: On completion of the course, students should be able to:**

<b>CO1</b>	Develop high order functions, file handling modules in Python language.
<b>CO2</b>	Implement new data structures in python to handle real world data.
<b>CO3</b>	Model the real-world entities as classes and objects using python object-oriented programming concepts.
<b>CO4</b>	Develop File Processing applications based on python programming libraries.

**Mapping of Course Outcomes to Program Outcomes:**

CO/PO	PO1	PO2	PO3	PO4	PO5	PO6	PO7	PO8	PO9	PO10	PO11	PO12
<b>CO1</b>	3	3	3	2	3	-	2	1	-	1	-	1
<b>CO2</b>	3	3	3	2	3	-	2	1	-	1	-	1
<b>CO3</b>	3	3	3	2	3	-	2	1	-	1	-	1
<b>CO4</b>	3	3	3	2	3	-	2	1	-	1	-	1

Experiment No.	Experiment
1	<p style="text-align: center;"><b>PART-A</b></p> <p>a. Design and Implement a Python program to accept 3 digits from the user and print all possible combination from digits.</p> <p>b. Create a Python program to take two command line inputs and compute the GCD and LCM of these two numbers.</p>
2	<p>a. Create a Python program to find the sum of natural numbers up to n using recursive function</p> <p>b. Design and Develop a Python Program to Create a Dictionary with Key as First Character and Value as Words Starting with that Character.</p>
3	<p>a. A list rotation consists of taking the last element and moving it to the front. Forinstance, if we rotate the list [1,2,3,4,5], we get [5,1,2,3,4]. If we rotate it again, we get [4,5,1,2,3]. Write a Python function <i>rotatelist(ls,k)</i> that takes a list ls and a positive integer k and returns the list ls after k rotations. If k is not positive, your functionshould return ls unchanged. Note that your function should not change ls itself, and should return the rotated list. Here are some examples to show how your function shouldwork.</p> <pre>&gt;&gt;&gt;rotatelist([1,2,3,4,5],1) #output is [5, 1, 2, 3, 4] &gt;&gt;&gt;rotatelist([1,2,3,4,5],3) #output is [3, 4, 5, 1, 2] &gt;&gt;&gt;rotatelist([1,2,3,4,5],12) #output is [4, 5, 1, 2, 3]</pre> <p>b. Design and implement a python code that accepts two string from user and displays the characters which are present in both the strings. Use Set sequence type to achieve the same.</p>
4	<p>a. Implement a Python program to count the numbers of characters in the string and store them in a dictionary data structure</p> <p>b. Develop a Python program print to first 10 lines and last 10 lines in a file.</p>
5	<p>a. Design a python program to compute the number of characters, words and lines in a file.Also Print the most frequent words read from the file.</p> <p>b. Apply import,from, * and other module related concepts to create a module called “calc” consists of 4 function that should return sum, division, multiplication and subtraction. Create another module caller “user”,import the calc module and illustrate the use of all the functions of calc module.</p>
6	<p>Design &amp; Implement the program in python to demonstrate sending Email and Text messages over the web.</p> <p style="text-align: center;"><b>PART-B</b></p>
7	<p>Design and Develop a Python Program to Append, Delete and Display Elements of a List Using Classes and Objects.</p>
8	<p>Design and Implement a Python Program to perform addition, subtraction, multiplication of two complex numbers using binary operators overloading.</p>



## MINI PROJECT

Course Code : 19ISE391

Credits : 2

L:T:P : 0:0:2

CIE Marks : 25

Exam Hours : 3

SEE Marks : 25

**Course Outcomes: On completion of the course, students should be able to:**

CO1	Analyze real world problems through survey of existing problems
CO2	Design modules for solving the problems identified
CO3	Implement design modules with a suitable programming language
CO4	Test the working of modules at different levels

**Mapping of Course Outcomes to Program Outcomes:**

CO/PO	PO1	PO2	PO3	PO4	PO5	PO6	PO7	PO8	PO9	PO10	PO11	PO12
CO1	3	3	3	2	3	-	2	1	3	1	3	2
CO2	3	3	3	2	3	-	2	1	3	1	3	2
CO3	3	3	3	2	3	-	2	1	3	1	3	2
CO4	3	3	3	2	3	-	2	1	3	1	3	2

Use C,C++,Java, C#, PHP, Python, or any other similar front-end tool. All applications must be demonstrated on desktop/laptop as a stand-alone or web based application.

**Note :**

- Every student should do individual mini project in the areas suggested by the department expert committee
- Minimum 2 reviews will be conducted by the department expert committee to know the progress of the mini project work
- In each review student should give presentation on the work carried out and show the relevant models
- A mini project report should be submitted to the department at the end of the mini project work
- Plagiarism check for the report : Similarity index of the report should not exceed more than 25%

**FOURTH SEMESTER  
(SYLLABUS)**

## DISCRETE MATHEMATICS AND GRAPH THEORY

Course Code : 19CSE41/19ISE41

Credits : 03

L: T: P : 2:1:0

CIE Marks : 50

Exam Hours : 03

SEE Marks : 50

**Course Outcomes: On completion of the course, students should be able to:**

<b>CO1</b>	Verify the correctness of an argument using propositional and predicate logic and truth tables.
<b>CO2</b>	Demonstrate the ability to solve problems using counting techniques and combinatorics in the context of discrete probability.
<b>CO3</b>	Solve problems involving relations and functions.
<b>CO4</b>	Apply Pigeon hole principle to solve real life problems
<b>CO5</b>	Ability to represent and apply graph theory in solving computer science problems.
<b>CO6</b>	Illustrate the fundamental concepts of trees, connectivity and planarity graphs

**Mapping of Course Outcomes to Program Outcomes:**

	PO1	PO2	PO3	PO4	PO5	PO6	PO7	PO8	PO9	PO10	PO11	PO12
<b>CO1</b>	3	3	2	3	1	-	-	-	1	3	-	2
<b>CO2</b>	3	3	2	3	1	-	-	-	1	3	-	2
<b>CO3</b>	3	3	2	3	1	-	-	-	1	3	-	2
<b>CO4</b>	3	3	2	3	1	-	-	-	1	3	-	2
<b>CO5</b>	3	3	2	3	1	-	-	-	1	3	-	2
<b>CO6</b>	3	3	2	3	1	-	-	-	1	3	-	2

### Course Syllabus

Module No.	Contents of the Module	Hours	COs
1	<b>Mathematical Logic:</b> Basic Connectives and Truth Tables, Tautology and Contradiction, Logic Equivalence, The Laws of Logic, Logical Implication, Rules of Inference, Quantifiers Definition and the use of Quantifiers in logical implication.	9L + 2T	<b>CO1</b>
2	<b>Properties of the Integers:</b> The Well Ordering Principle, Mathematical Induction, Fundamental Principles of Counting: The Rules of Sum and Product, Permutations, Combinations, The Binomial Theorem.	9L + 2T	<b>CO2</b>
3	<b>Relations and Functions:</b> Cartesian Products and Relations, One-to-One and Onto functions. The Pigeon hole Principle, Function Composition and Inverse Functions. Properties of Relations, Equivalence Relations and Partitions	9L + 2T	<b>CO3,C O4</b>
4	<b>Graph Theory:</b> Graphs-Definitions and examples, Sub graphs, Walks, Paths, Circuits, Connectedness, Components, graph isomorphism, Euler graphs, Hamiltonian paths and cycles. Trees, Properties of trees, Distance and centers in tree, Rooted and binary trees.	9L + 2T	<b>CO5</b>

5	<b>Trees, Connectivity and Planarity:</b> Spanning trees , Fundamental circuits, Spanning trees in a weighted graph, cut sets, Properties of cut set, All cut sets, Fundamental circuits and cut sets, Connectivity and separability, Network flows, 1-Isomorphism, 2-Isomorphism, Combinational and geometric graphs, Planar graphs, Different representation of a planar graph.	9L + 2T	<b>CO6</b>
---	-----------------------------------------------------------------------------------------------------------------------------------------------------------------------------------------------------------------------------------------------------------------------------------------------------------------------------------------------------------------------------------	---------------	------------

**TEXT BOOKS:**

1. Ralph P. Grimaldi, Discrete and Combinatorial Mathematics, 5<sup>th</sup> Edition, Pearson Education, 2004.
2. Narsingh Deo, Graph Theory: With Application to Engineering and Computer Science, Prentice Hall of India, 2003.

**REFERENCE BOOKS:**

1. Basavaraj S. Anami and Venakanna S. Madalli, Discrete Mathematics – A Concept based approach, Universities Press, 2016.
2. Kenneth H. Rosen, Discrete Mathematics and its Applications, 6th Edition, McGraw Hill, 2007.
3. D.S. Malik and M.K. Sen, Discrete Mathematical Structures: Theory and Applications, Thomson, 2004.
4. Thomas Koshy, Discrete Mathematics with Applications, Elsevier, 2005, Reprint 2008.

**Assessment Pattern:**

**CIE- Continuous Internal Evaluation (50 Marks)**

<b>Bloom's Category</b>	<b>Tests (25 Marks)</b>	<b>Assignments (15 Marks )</b>	<b>Quizzes (10 Marks )</b>
Remember	5	5	-
Understand	5	5	-
Apply	5	5	10
Analyze	5	-	-
Evaluate	5	-	-
Create	-	-	-

**SEE- Semester End Examination (50Marks)**

<b>Bloom's Category</b>	<b>SEE Marks</b>
Remember	10
Understand	10
Apply	20
Analyze	5
Evaluate	5
Create	-

## LIFE SKILLS FOR ENGINEERS

Course Code : HSS322/422

Credits : 03

L: P: T: : 3:0:0

CIE Marks : 50

Exam Hours : 3

SEE Marks : 50

**Course Outcomes: On completion of the course, students should be able to:**

<b>CO1</b>	Set personal and professional goals
<b>CO2</b>	Develop critical thinking skills and practice creativity
<b>CO3</b>	Demonstrate an understanding of personal and professional responsibility
<b>CO4</b>	Apply the concepts of personality development and grooming in real life
<b>CO5</b>	Apply the principle of team-work
<b>CO6</b>	Articulate and convey ideas and thoughts with clarity and focus

**Mapping of Course Outcomes to Program Outcomes:**

	PO1	PO2	PO3	PO4	PO5	PO6	PO7	PO8	PO9	PO10	PO11	PO12
<b>CO1</b>	-	-	-	-	-	2	-	3	3	3	2	3
<b>CO2</b>	-	-	-	-	-	2	-	3	3	3	2	3
<b>CO3</b>	-	-	-	-	-	2	-	3	3	3	2	3
<b>CO4</b>	-	-	-	-	-	2	-	3	3	3	2	3
<b>CO5</b>	-	-	-	-	-	2	-	3	3	3	2	3
<b>CO6</b>	-	-	-	-	-	2	-	3	3	3	2	3

Module No.	Module Contents	Hours	COs
1	Goal Setting: Importance of Goals: Creating SMART goals; Critical Thinking and Problem Solving, Six Thinking Hats, Multiple Intelligences and Mind Mapping	6	CO1, CO2
2	Taking Ownership, Being Responsible and Accountable, Meaning of Ownership, Responsibility and Accountability, Practicing these philosophies in course, career and life, Developing a 'Credible Character Impression about self', Self-Motivation, Developing healthy Self-esteem, Leadership	8	CO3
3	Personality Development and Grooming: Expectations from the industry, building personal presence, corporate grooming, corporate etiquettes, Personal branding and image management	6	CO4

4	Self-Awareness and Self-Management: Emotional Intelligence, Knowing your own self- understanding personality, perception, values and attitude, Interpersonal skills - Knowing others, working well with others, developing the right attitude for work, being proactive and positive	8	CO5
5	Articulation and Group Discussion: Ideas generation, expressing thoughts in a logical flow, presenting views in a group	8	CO6

**REFERENCE BOOKS:**

1. The 7 – Habits of Highly Effective People, Stephen R Covey, Neha Publishers.
2. Seven Habits of Highly Effective Teens, Convey Sean, New York, Fireside Publishers, 1998.
3. Emotional Intelligence, Daniel Coleman, Bantam Book, 2006.
4. How to win friends and influence people Dale Carnegie

**CIE- Continuous Internal Evaluation (50 Marks)**

<b>Bloom's Category</b>	<b>Tests</b>	<b>Assignments</b>	<b>Self-Study</b>	<b>Peer Evaluation</b>
<b>Marks (out of 50)</b>	<b>10</b>	<b>15</b>	<b>15</b>	<b>10</b>
Remember	-	-	-	-
Understand	-	-	-	-
Apply	5	5	-	5
Analyze	-	-	5	-
Evaluate	-	-	-	-
Create	5	10	10	5

**SEE- Semester End Examination (50 Marks)**

NOTE: Being a Life skills course we felt it would be suitable to do the final assessment through a structured group discussion, which will provide an opportunity to test students in all levels of Bloom's Taxonomy.

<b>Bloom's Category</b>	<b>Group Discussion</b>
Remember	5
Understand	10
Apply	10
Analyse	10
Evaluate	5
Create	10

## DATABASE MANAGEMENT SYSTEMS

**Course Code : 19ISE43**

**Credits : 03**

**L: T: P : 3:0:0**

**CIE Marks : 50**

**Exam Hours : 3**

**SEE Marks : 50**

**Course Outcomes: On completion of the course, students should be able to:**

<b>CO1</b>	Understand the database concepts, different database models, and database management systems and design database schema.
<b>CO2</b>	Develop the ER structures for real world examples using the concept of Entity Relationship models with constraints and cardinalities.
<b>CO3</b>	Understand the concepts of Normalization and design database which possess no anomalies.
<b>CO4</b>	Apply the concepts of relational database theory to manage relational database management system.
<b>CO5</b>	Apply the concepts of triggers, embedded and dynamic SQL.
<b>CO6</b>	Implement database applications in SQL.

**Mapping of Course Outcomes with Program Outcomes:**

CO/ PO	PO1	PO2	PO3	PO4	PO5	PO6	PO7	PO8	PO9	PO10	PO11	PO12
<b>CO1</b>	3	2	3	2	2	1	1	1	1	1	-	1
<b>CO2</b>	3	2	3	2	2	1	1	1	1	1	-	1
<b>CO3</b>	3	2	3	2	2	1	1	1	1	1	-	1
<b>CO4</b>	3	2	3	2	2	1	1	1	1	1	-	1
<b>CO5</b>	3	2	3	2	2	1	1	1	1	1	-	1
<b>CO6</b>	3	2	3	2	2	1	1	1	1	1	-	1

Module No.	Module Contents	Hours	COs
1	<b>Introduction:</b> Introduction, An example, Characteristics of Database Approach. <b>Database Applications:</b> Need for data management, Advantages of using DBMS approach. <b>Data models &amp; Database Architecture:</b> Data models, schemas and instances, Three-schema architecture and data independence, Centralized and client-server architectures.	9	CO1
2	<b>ER Diagrams:</b> Entity Types, Entity Sets, Attributes and Keys, Relationship types, Roles and Structural Constraints, Weak Entity Types, ER Diagrams.	9	CO2
3	<b>Relational Model:</b> ER to Relational Mapping, Constraints, Keys Dependencies. <b>Functional Dependencies:</b> Normalization First, Second, Third & Fourth Normal Forms,BCNF.	9	CO3
4	<b>Relational Algebra:</b> UpdateOperations, UnaryRelational Operations: SELECT and PROJECT, Relational AlgebraOperations from Set Theory, Binary Relational Operations: JOIN andDIVISION; Additional Relational Operations; Examples of Queries inRelational Algebra; Relational Database Design Using ER- to-RelationalMapping.	9	CO4
5	<b>Introduction to SQL:</b> Basic DDL , Data Constraints ,Triggers Database Security , AdvancedSQL - Embedded & Dynamic SQL , Views Basic queries in SQL, Morecomplex SQL Queries,Insert, Delete and Update statements in SQL.	9	CO5, CO6

#### TEXT BOOKS:

1. Abraham Silberschatz, Henry F. Korth, S. Sudharshan, "Database System Concepts", Sixth Edition, Tata McGraw Hill, 2010.
2. RamezElmasri, Shamkant B. Navathe, "Fundamentals of Database Systems", Sixth Edition, Pearson / Addison - Wesley, 2010
3. Raghu Ramakrishnan, "Database Management Systems", Third Edition, McGraw Hill, 2003.

#### REFERENCES:

1. C.J. Date, A. Kannan, S. Swamynatham, "An Introduction to Database Systems", 8th Edition, Pearson Education, 2006.

**CIE - Continuous Internal Evaluation (50 Marks)**

<b>Bloom's Taxonomy</b>	<b>Tests (25 Marks)</b>	<b>Assignments (15 Marks)</b>	<b>Quizzes (10 Marks)</b>
Remember	5	-	5
Understand	5	5	5
Apply	10	5	5
Analyze	-	5	-
Evaluate	5	-	-
Create	-	-	-

**SEE – Semester End Examination (50 marks)**

<b>Bloom's Taxonomy</b>	<b>Tests</b>
Remember	10
Understand	10
Apply	20
Analyze	5
Evaluate	5
Create	-

## OBJECT ORIENTED PROGRAMMING WITH JAVA

Course Code : 19ISE44

Credits : 03

L:P:T : 3:0:0

CIE Marks : 50

Exam Hours : 3

SEE Marks : 50

**Course Outcomes: on completion of the course, students should be able to:**

<b>CO1</b>	Model the real-world applications using Object-Oriented programming concepts.
<b>CO2</b>	Identify the importance of inheritance and interface concepts
<b>CO3</b>	Analyze the importance of exception handling and learn the importance of string handling
<b>CO4</b>	Apply the concept of multithreading in concurrent programming
<b>CO5</b>	Develop applications using collections framework for managing user defined types
<b>CO6</b>	Solve real-world problems using Object Oriented concepts and collection framework in Java.

**Mapping of Course Outcomes to Program Outcomes:**

CO/PO	PO1	PO2	PO3	PO4	PO5	PO6	PO7	PO8	PO9	PO10	PO11	PO12
CO1	3	3	3	2	2	-	2	-	-	2	-	1
CO2	3	3	3	2	2	-	2	-	-	2	-	1
CO3	3	3	3	2	2	-	2	-	-	2	-	1
CO4	3	3	3	2	2	-	2	-	-	2	-	1
CO5	3	3	3	2	2	-	2	-	-	2	-	1
CO6	3	3	3	2	2	-	2	-	-	2	-	1

Module No.	Module Contents	Hours	COs
1	<b>Introduction to Java:</b> The Java Language, Java Development Kit (JDK); Java Buzzwords, Byte Code, JVM ,JRE and Java environment, Datatypes, variables and Arrays, Operators, Control statement, command line Arguments, Language fundamentals <b>Object Oriented Programming with JAVA:</b> Object Oriented concepts, Classes, Objects and Methods, Method Overloading, Constructor, static members, Implicit this	9	CO1
2	<b>Inheritance and Interfacing:</b> Inheritance, Method Overriding, Access specifiers, Abstract Classes, Final members, The Object Class, Interfaces, Package Fundamentals.	9	CO2

3	<b>String Manipulation:</b> Constructors, Length Operations, Character Extraction, Comparison, Searching, Modifying, StringBuffer, <b>Exception handling:</b> Fundamentals, Types, Using try, catch, throw, throws, finally, User Defined Exceptions.	9	CO3
4	<b>Multi Threading:</b> Thread Concept,Java Thread Model, The main method, Creating Threads, Thread Priorities, Synchronization	9	CO4
5	<b>Collection Framework:</b> Collections Overview, Collection Interfaces, Set, List, Map, Queue, Collection Classes, Type Wrappers, Accessing a collection using an Iterator,Sorting collections using utility methods equals() and hashCode contract in Java collections, overriding equals and hashCode methods in Java.	9	CO5 CO6

### TEXT BOOKS

1. Herbert Schildt, "Java:The Complete Reference", 9<sup>th</sup>Edition, OraclePress,Tata McGraw Hill.
2. Understanding Object-Oriented Programming with Java, updated edition, T. Budd, Pearson Education.

### REFERENCES:

1. An Introduction to programming and OO design using Java, J. Nino and F.A. Hosch, John Wiley & sons.
2. Introduction to Java programming, Y. Daniel Liang, Pearson Education.
3. Object Oriented Programming through Java, P. Radha Krishna, Universities Press.
4. Programming in Java, S. Malhotra, S. Chudhary, 2nd edition, Oxford Univ. Press.
5. Java Programming and Object oriented Application Development, R. A. Johnson, Cengage Learning.
6. Y. Daniel Liang, " Introduction to JAVA Programming",7th Edition, Pearson Education,2007.

### CIE- Continuous Internal Evaluation (50Marks)

Bloom's Category	Tests (25 Marks)	Assignments (10 Marks)	Quizzes (5 Marks)	Curricular/Co-Curricular (10 Marks)
Remember	5	-	-	-
Understand	5	5	2.5	-
Apply	10	5	2.5	5
Analyze	5	-	2	-
Evaluate	-	-	-	-
Create	-	-	-	5

## SEE- Semester End Examination (50 Marks)

Blooms Category	Tests
Remember	10
Understand	10
Apply	20
Analyze	5
Evaluate	-
Create	5

### OPERATING SYSTEMS

Course Code : 19ISE45

Credits : 03

L:P:T : 3:0:0

CIE Marks : 50

Exam Hours : 3

SEE Marks : 50

**Course Outcomes: On completion of the course, students should be able to:**

CO1	Understand the services provided and the structure of operating systems.
CO2	Evaluate various process scheduling algorithms
CO3	Understand deadlocks and deadlock-management
CO4	Evaluate the utilization of system resources and efficiency of memory management schemes
CO5	Understand disk scheduling and file operations.
CO6	Understand the file-structure the Unix operating system.

#### Mapping of Course Outcomes to Program Outcomes

	PO1	PO2	PO3	PO4	PO5	PO6	PO7	PO8	PO9	PO10	PO11	PO12
CO1	3	2	2	2	1	1	1	-	-	1	-	1
CO2	3	2	2	2	1	1	1	-	-	1	-	1
CO3	3	2	2	2	1	1	1	-	-	1	-	1
CO4	3	2	2	2	1	1	1	-	-	1	-	1
CO5	3	2	2	2	1	1	1	-	-	1	-	1
CO6	3	2	2	2	1	1	1	-	-	1	-	1

Module No	Module Contents	Hours	COs
1	<b>OPERATING SYSTEMS OVERVIEW:</b> What is an operating system; history operating system concepts, system calls ; operating system structure; operating system operations; process management; memory management; storage management; protection and security; system boot, Case studies-UNIX, SOLARIS threads management.	9	CO1
2	<b>PROCESS MANAGEMENT:</b> Process Concept, Process Scheduling, Scheduling algorithms, Preemptive strategies Non preemptive strategies, Operations on Processes, Inter process Communication; Threads Overview, Multithreading Models, process synchronization, critical section problem, semaphores, UNIX System calls.	9	CO2
3	<b>DEADLOCKS:</b> Deadlocks: system model; deadlock characterization; methods for handling deadlocks; deadlock prevention; deadlock avoidance; deadlock detection and recovery, file locking system in UNIX.	9	CO3
4	<b>STORAGE MANAGEMENT:</b> Memory management strategies; swapping; contiguous memory allocation; paging; Page replacement, Allocation of frames; segmentation, Memory management in UNIX.	9	CO4
5	<b>I/O SYSTEMS:</b> File system storage-File concept, file system structure, Access methods, Directory structure, File-system mounting; disk structure ;disk scheduling, sharing and protection, UNIX File I/O operations.	9	CO5, CO6

#### TEXT BOOKS:

1. William Stallings, "Operating Systems – Internals and Design Principles", 7th Edition, Prentice Hall, 2011.
2. Andrew S Tanenbaum, Albert S Woodhull, "Operating systems design and implementation", 2<sup>nd</sup> edition.
3. Abraham Silberchatz, Peter B. Galv, Greg Gagne,"Operating System Concepts", 8th edition, John Wileyin
4. UNIX-Concepts &Applications,SUMITABHADAS,McGraw Hill,TATA McGraw Hill Edition ,4<sup>th</sup> edition, 26<sup>th</sup> reprint 2015.
5. Sumitabha Das., Unix Concepts and Applications., 4th Edition., Tata McGraw Hill

**REFERENCES:**

1. Andrew S. Tanenbaum, "Modern Operating Systems", Second Edition, Addison Wesley, 2001.
2. Charles Crowley, "Operating Systems: A Design-Oriented Approach", Tata McGraw Hill Education", 1996.
3. D M Dhamdhere, "Operating Systems: A Concept-Based Approach", Second Edition, Tata
4. Matthew portnoy, "Virtualization Essentials", 2<sup>nd</sup> edition ,Wiley India pvt.ltd

**CIE - Continuous Internal Evaluation (50 Marks)**

<b>Bloom's Taxonomy</b>	<b>Tests (25 Marks)</b>	<b>Assignments (15 Marks)</b>	<b>Quizzes (10 Marks)</b>
Remember	5	-	-
Understand	5	5	5
Apply	10	10	5
Analyze	5	-	-
Evaluate	-	-	-
Create	-	-	-

**SEE – Semester End Examination (50 marks)**

<b>Bloom's Taxonomy</b>	<b>Tests</b>
Remember	10
Understand	10
Apply	20
Analyze	10
Evaluate	-
Create	-

## DATABASE MANAGEMENT SYSTEMS LABORATORY

**Course Code : 19ISL46**

**Credits : 2**

**L: T: P : 0:0:2**

**CIE Marks : 25**

**Exam Hours : 3**

**SEE Marks: 25**

**Course Outcomes: On completion of the course, students should be able to:**

<b>CO1</b>	Develop ER Diagrams for real world examples using the concept of Entity Relationship models with constraints and cardinalities.
<b>CO2</b>	Apply the concepts of relational database theory to manage relational database management system.
<b>CO3</b>	Apply the concepts of triggers, embedded and dynamic SQL.
<b>CO4</b>	Implement database applications in SQL.

### Mapping of Course Outcomes with Program Outcomes

CO/ PO	PO1	PO2	PO3	PO4	PO5	PO6	PO7	PO8	PO9	PO10	PO11	PO12
<b>CO1</b>	3	2	3	2	3	1	1	1	-	1	-	1
<b>CO2</b>	3	2	3	2	3	1	1	1	-	1	-	1
<b>CO3</b>	3	2	3	2	3	1	1	1	-	1	-	1
<b>CO4</b>	3	2	3	2	3	1	1	1	-	1	-	1

Common set of operations to be carried out for all the experiments:

1. Creation of tables, insertion of values with Data Definition Commands (use constraints while creating tables) and exercises on Data Manipulation Commands.
2. Developing Queries using clauses SELECT, FROM, WHERE, GROUP BY, HAVING.
3. Developing Queries using clauses Aggregate functions COUNT, SUM, AVG, MAX and MIN.
4. Developing Queries (along with NESTED Queries) using ANY, ALL, IN, EXISTS, NOTEXISTS, UNION, INTERSECT Constraints. Creation and Manipulation of Views.
5. Creation of simple PL/SQL programs and usage of cursor and triggers.
6. Procedure implementation



## SEE – Semester End Examination (25 marks)

Bloom's Taxonomy	Lab
Remember	-
Understand	5
Apply	15
Analyze	5
Evaluate	-
Create	-

### OBJECT ORIENTED PROGRAMMING WITH JAVA LABORATORY

Course Code : 19ISL47

Credits: 1.5

L:T:P : 0:0:1.5

CIE Marks : 25

Exam Hours : 3

SEE Marks : 25

**Course Outcomes: On completion of the course, students should be able to:**

CO1	Design applications based on inheritance and interfacing
CO2	Develop solutions applying multithreading concepts in concurrent programming.
CO3	Develop applications using collections for managing user defined types
CO4	Apply OOPS concepts in creating solutions to real-world problem

**Mapping of Course Outcomes to Program Outcomes:**

CO/PO	PO1	PO2	PO3	PO4	PO5	PO6	PO7	PO8	PO9	PO10	PO11	PO12
CO1	3	3	3	2	3	2	2	2	-	1	-	3
CO2	3	3	3	2	3	2	2	2	-	1	-	3
CO3	3	3	3	2	3	2	2	2	-	1	-	3
CO4	3	3	3	2	3	2	2	2	-	1	-	3

**List of programs:**

Experiment No.	Experiment
	<p style="text-align: center;"><b>PART-A</b></p> <p>1 Design and Implement a Java program that prints all real solutions to the quadratic equation <math>ax^2 + bx + c=0</math>. Read in a, b, c from the user and use the quadratic formula. If the discriminant <math>b^2 - 4ac</math> is negative, display a message stating that there are no real solutions.</p> <p>2 The Fibonacci sequence is defined by the following rule. The first two values in the sequence are 1 and 1. Every subsequent values is the sum of the two values preceding it. Implement a java program that uses both</p> <ol style="list-style-type: none"> <li>a. recursive function</li> <li>b. non recursive functions</li> </ol> <p>to print the nth value in the fibonacci sequence.</p> <p>3 Design and implement an algorithm to accept an array of 5 positive integers. The algorithm must then find the smallest positive integer in the array which cannot be formed from the sum of 2 numbers in the array.</p> <p>4 Develop a Java program to count the frequency of words, characters in the given line of text provided by user. Also display the words in the line in ascending order.</p> <p>5 Design and Develop a simple Java program to find the longest substring without repeating characters in a given String. Accept the String through CommandLine argument.</p> <p>6 Given a string and a non-empty word string, return a string made of each char just before and just after every appearance of the word in the string. Ignore cases where there is no char before or after the word, and a char may be included twice if it is between two words.</p> <ul style="list-style-type: none"> <li>• If inputs are "abcXY123XYijk" and "XY", output should be "c13i".</li> <li>• If inputs are "XY123XY" and "XY", output should be "13".</li> <li>• If inputs are "XY1XY" and "XY", output should be "11".</li> </ul> <p>Develop a Java program for the same.</p> <p style="text-align: center;"><b>PART-B</b></p> <p>7. Design a class that can be used by a health care professional to keep track of a patient's vital statistics. Here's what the class should do:</p> <ul style="list-style-type: none"> <li>• Construct a class called Patient</li> <li>• Store a String name for the patient</li> <li>• Store weight and height for patient as doubles</li> <li>• Construct a new patient using these values</li> <li>• Write a method called BMI which returns the patient's BMI as a double. BMI can be calculated as <math>BMI = ( \text{Weight in Pounds} / ( \text{Height in inches} \times \text{Height in inches} ) ) \times 703</math></li> </ul>

Next, construct a class called "Patients" and create a main method. Create a Patient object and assign some height and weight to that object. Display the BMI of that patient.

A library needs to develop an online application for two types of users/roles, Adults and children. Both of these users should be able to register an account. Any user who is less than 12 years of age will be registered as a child and they can borrow a "Kids" category book for 10 days, whereas an adult can borrow "Fiction" category books which need to be returned within 7 days. Develop Interfaces and classes for the categories mentioned above.

1. Create an interface LibraryUser with the following methods declared,

- Method Name
- registerAccount
- requestBook

2. Create 2 classes "KidUsers" and "AdultUser" which implements the LibraryUser interface.

3. Both the classes should have two instance variables as specified below.

- Instance variables Data type
- age int
- bookType String

4. The methods in the KidUser class should perform the following logic.

registerAccount function:

- 8.
- if age < 12, a message displaying "You have successfully registered under a Kids Account" should be displayed in the console.
  - If(age>12), a message displaying, "Sorry, Age must be less than 12 to register as a kid" should be displayed in the console.
  - requestBook function:
  - if bookType is "Kids", a message displaying "Book Issued successfully, please return the book within 10 days" should be displayed in the console.
  - Else, a message displaying, "Oops, you are allowed to take only kids books" should be displayed in the console.

5. The methods in the AdultUser class should perform the following logic.

registerAccount function:

- if age > 12, a message displaying "You have successfully registered under an Adult Account" should be displayed in the console.
- If age<12, a message displaying, "Sorry, Age must be greater than 12 to register as an adult" should be displayed in the console.

9.	<ul style="list-style-type: none"> <li>• requestBook function:</li> <li>• if bookType is "Fiction", a message displaying "Book Issued successfully, please return the book within 7 days" should be displayed in the console.</li> <li>• Else, a message displaying, "Oops, you are allowed to take only adult Fiction books" should be displayed in the console.</li> </ul> <p>6. Create a class "LibraryInterfaceDemo.java" with a main method which performs the above functions.</p> <p>Develop a Program to take care of Number Format Exception if user enters values other than integer for calculating average marks of 2 students. The name of the students and marks in 3 subjects are taken from the user while executing the program.</p> <ul style="list-style-type: none"> <li>• In the same Program write your own Exception classes to take care of Negative values and values out of range (i.e. other than in the range of 0-100)</li> <li>• Include finally to output the statement "Program terminated".</li> </ul>
10.	<p>Create class of SalesPersons as a thread that will display five sales persons name. Create a class as Days as other Thread that has array of seven days. Call the instance of SalesPersons in Days and start both the Threads. Suspend SalesPersons on Sunday and resume on Wednesday. Use Thread handling Apis to perform the same.</p> <p>11. Create an Employee class with the related attributes and behaviors. Create one more class EmployeeDB which has the following methods.</p> <ul style="list-style-type: none"> <li>• booleanaddEmployee(Employee e)</li> <li>• booleandeleteEmployee(int eCode)</li> <li>• String showPaySlip(int eCode)</li> <li>• Employee[] listAll()</li> </ul> <p>Use an ArrayList which will be used to store the employees and use enumeration/iterator to process the employees. Write a Test Program to test that all functionalities are operational.</p> <p>12. Create a HashMap to create a Telephone book storing name and phone number. Write a program so that when a name is given, corresponding phone number should be given back</p>

For SEE Examination:

- One experiment from part A & One experiment from part B to be given
- Examination will be conducted for 50 marks and scaled down to 25 marks
- Marks Distribution : Procedure write-up – 20%
  - Conduction – 60%
  - Viva – Voce – 20%
- Change of the experiment is allowed only once and procedure write-up marks will be considered as '0'

**CIE - Continuous Internal Evaluation (25 Marks)**

<b>Bloom's Category</b>	<b>Tests (25 Marks)</b>
Remember	-
Understand	5
Apply	15
Analyze	5
Evaluate	-
Create	-

**SEE – Semester End Examination (25 Marks)**

<b>Bloom's Taxonomy</b>	<b>Marks</b>
Remember	-
Understand	5
Apply	15
Analyze	5
Evaluate	-
Create	-

## OPERATING SYSTEMS - LAB

Course Code : 19ISL48  
 L:T:P : 0:0:1.5  
 Exam Hours : 3

Credits : 1.5  
 CIE Marks : 25  
 SEE Marks : 25

**Course Outcomes: On completion of the course, students should be able to:**

<b>CO1</b>	Evaluate various process scheduling algorithms
<b>CO2</b>	Implement various operations in deadlock resolution and management
<b>CO3</b>	Evaluate utilization of system resources and memory management schemes
<b>CO4</b>	Develop applications for file-handling in UNIX

### Mapping of Course Outcomes to Program Outcomes

CO/ PO	PO1	PO2	PO3	PO4	PO5	PO6	PO7	PO8	PO9	PO10	PO11	PO12
<b>CO1</b>	3	2	2	2	3	1	1	1	-	-	-	1
<b>CO2</b>	3	2	2	2	3	1	1	1	-	-	-	1
<b>CO3</b>	3	2	2	2	3	1	1	1	-	-	-	1
<b>CO4</b>	3	2	2	2	3	1	1	1	-	-	-	1

Experiment No.	Experiment
	<b>PART-A</b>
1	Design, Develop and Implement Basics of UNIX commands.
2	Design, Develop and Implement a Program to implement a shell.
3	Design, Develop and Implement a program to change current working directory and display the inode details for each file in the new directory
4	Design, Develop and Implement a Parent process – Child process Relationship.
5	Design, Develop and Implement a Program that creates a child process. Parent process writes data to pipe and child process reads the data from pipe and prints it on the screen.
6	Design, Develop and Implement a Program for Process system calls.
	<b>PART-B</b>
7	Design, Develop and Implementation of CPU scheduling by using a) Round Robin b) FCFS
8	Design, Develop and Implement Implementation of CPU scheduling by using a) Shortest job first b) Priority

9	Design, Develop and Implement File management system calls: a). create a file b). Copy one file to another c). Linking a file d). Delete a file.
10	Write a program that demonstrates how two processes can share a variable using semaphore
11	Design, Develop and Implement an Algorithm for Dead Lock Detection
12	Design, Develop and Implement a Program by using page replacement algorithms for virtual memory management

For SEE Examination:

- One experiment from part A & One experiment from part B to be given
- Examination will be conducted for 50 marks and scaled down to 25 marks
- Marks Distribution : Procedure write-up – 20%  
Conduction – 60%  
Viva – Voce – 20%
- Change of the experiment is allowed only once and procedure write-up marks will be considered as '0'

#### CIE - Continuous Internal Evaluation (25 Marks)

Bloom's Category	Tests (25 Marks)
Remember	-
Understand	5
Apply	10
Analyze	5
Evaluate	-
Create	5

#### SEE – Semester End Examination (25 Marks)

Bloom's Taxonomy	Marks
Remember	-
Understand	5
Apply	10
Analyze	5
Evaluate	-
Create	5

## MINI PROJECT

Course Code : 19ISE49

Credits : 2

L:T:P : 0:0:2

CIE Marks : 25

Exam Hours : 3

SEE Marks : 25

**Course Outcomes: On completion of the course, students should be able to:**

CO1	Analyze the Real world problem through survey of existing problems
CO2	Design the modules for solving the problems identified
CO3	Implement the design modules with suitable programming language
CO4	Test the working modules at different levels

**Mapping of Course Outcomes to Program Outcomes:**

CO/PO	PO1	PO2	PO3	PO4	PO5	PO6	PO7	PO8	PO9	PO10	PO11	PO12
CO1	3	3	3	2	3	-	2	1	3	1	3	2
CO2	3	3	3	2	3	-	2	1	3	1	3	2
CO3	3	3	3	2	3	-	2	1	3	1	3	2
CO4	3	3	3	2	3	-	2	1	3	1	3	2

Use C,C++,Java, C#, PHP, Python, or any other similar front-end tool. All applications must be demonstrated on desktop/laptop as a stand-alone or web based application.

**Note :**

- Every student should do individual mini project in the areas suggested by the department expert committee
- Minimum 2 reviews will be conducted by the department expert committee to know the progress of the mini project work
- In each review student should give presentation on the work carried out and show the relevant models
- A mini project report should be submitted to the department at the end of the mini project work
- Plagiarism check for the report : Similarity index of the report should not exceed more than 25%

## APPENDIX A

### Outcome Based Education

**Outcome-based education** (OBE) is an educational theory that bases each part of an educational system around goals (outcomes). By the end of the educational experience each student should have achieved the goal. There is no specified style of teaching or assessment in OBE; instead classes, opportunities, and assessments should all help students achieve the specified outcomes.

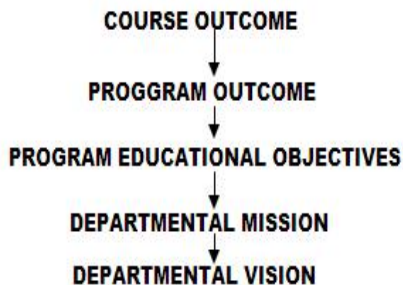
There are three educational Outcomes as defined by the National Board of Accreditation:

**Program Educational Objectives:** The Educational objectives of an engineering degree program are the statements that describe the expected achievements of graduate in their career and also in particular what the graduates are expected to perform and achieve during the first few years after graduation. [nbaindia.org]

**Program Outcomes:** What the student would demonstrate upon graduation. Graduate attributes are separately listed in Appendix C

**Course Outcome:** The specific outcome/s of each course/subject that is a part of the program curriculum. Each subject/course is expected to have a set of Course Outcomes

### Mapping of Outcomes



## APPENDIX B

### The Graduate Attributes of NBA

**Engineering knowledge:** Apply the knowledge of mathematics, science, engineering fundamentals, and an engineering specialization to the solution of complex engineering problems.

**Problem analysis:** Identify, formulate, research literature, and analyze complex engineering problems reaching substantiated conclusions using first principles of mathematics, natural sciences, and engineering sciences.

**Design/development of solutions:** Design solutions for complex engineering problems and design system components or processes that meet the specified needs with appropriate consideration for the public health and safety, and the cultural, societal, and environmental considerations.

**Conduct investigations of complex problems:** The problems that cannot be solved by straightforward application of knowledge, theories and techniques applicable to the engineering discipline that may not have a unique solution. For example, a design problem can be solved in many ways and lead to multiple possible solutions that require consideration of appropriate constraints/requirements not explicitly given in the problem statement (like: cost, power requirement, durability, product life, etc.) which need to be defined (modeled) within appropriate mathematical framework that often require use of modern computational concepts and tools.

**Modern tool usage:** Create, select, and apply appropriate techniques, resources, and modern engineering and IT tools including prediction and modeling to complex engineering activities with an understanding of the limitations.

**The engineer and society:** Apply reasoning informed by the contextual knowledge to assess societal, health, safety, legal, and cultural issues and the consequent responsibilities relevant to the professional engineering practice.

**Environment and sustainability:** Understand the impact of the professional engineering solutions in societal and environmental contexts, and demonstrate the knowledge of, and need for sustainable development.

**Ethics:** Apply ethical principles and commit to professional ethics and responsibilities and norms of the engineering practice.

**Individual and team work:** Function effectively as an individual, and as a member or leader in diverse teams, and in multidisciplinary settings.

**Communication:** Communicate effectively on complex engineering activities with the engineering community and with society at large, such as, being able to comprehend and write effective reports and design documentation, make effective presentations, and give and receive clear instructions.

**Project management and finance:** Demonstrate knowledge and understanding of the engineering and management principles and apply these to one's own work, as a member and leader in a team, to manage projects and in multidisciplinary environments.

**Life-long learning:** Recognize the need for, and have the preparation and ability to engage in independent and life-long learning in the broadest context of technological change.

## APPENDIX C

### BLOOM'S TAXONOMY

**Bloom's taxonomy** is a classification system used to define and distinguish different levels of human cognition—i.e., thinking, learning, and understanding. Educators have typically used Bloom's taxonomy to inform or guide the development of assessments (tests and other evaluations of student learning), curriculum (units, lessons, projects, and other learning activities), and instructional methods such as questioning strategies.

